



CIRCULAR

Dear Parents

The school will reopen on **Monday (20/06/2022)**.

The **first seven periods** will be conducted **offline**, i.e. in the school from **6:30am to 10:00am**.

Further, the **last two periods** will be conducted **online** through Google meet from **4:30pm to 06:15pm**. To join the classes kindly use the official email id provided by the school.

Online classes will be initiated from -

Date	Grade	Timing
21.06.2022	5 to 12	4:30pm to 06:15pm
22.06.2022	K2 to 4	4:30pm to 06:15pm

Note: The email is visible in My Details in Eduletics. Please use the same 2nd password of Eduletics for the official email too.


(Open Minds)

For the detailed process, please go through the attached pages.

How can you attend classes on Google Meet?



Step 1: Download the **Google Meet** app from play store/apple store.




Step 2: Register using the email id and password in the following format.

Email ID : **firstname.id@birlaomk.com**

Password : **Use the same 2nd Password of Eduletics**

Example: If a child named **Raman** with ID Number **5345** and date of birth is 01.01.2016 wants to login, his email id will be raman.5345@birlaomk.com and the password of Eduletics.

Step 4: Now open the school website. A pop-up for student login portal will appear. Click to enter the student portal.



Step 5: A dialog box opens. Enter the first and the second passwords.

Your first password is your date of birth along with your school ID number.

Step 5: Once you have entered the required details, click on **Sign In**.

Step 6: Once you enter the portal, click on MENU. In the **MENU**, you will find a new tab called **EDULETICS MEET**.



Step 7: Click on the **EDULETICS MEET>SHOW MEETING**.

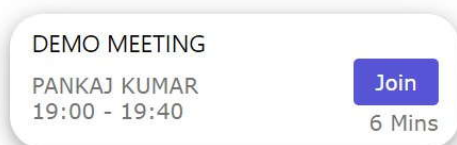
Step 8: The **scheduled classes (meetings)** will be visible on the dashboard.



Step 9: The **JOIN button** will be active only 15 minutes before the classes begin.



Meeting time is going on.



Meeting will start after 6 mins.

Step 10: Click **Join**, then select **Google Meet** and join your classes with the **official email ID** only.

Note:

1. Your official email ID (**provided by school**) is only allowed for joining the classes.
2. You **are not** supposed to **share your password** with anyone.
3. It is advisable to **change** the Gmail **password** and **keep it confidential**.
4. Use this email ID to attend your online classes only.

If you find this option then click on **Advanced** → **Aarnuk.com**.

